

1. General information:

For a loose and emergency equipment check on all A320-271N/-251N, please follow up the below stated instructions.

In case of any findings e.g. low battery, missing safety cards and so on, please replace directly or open DD within 10 days for replacement.

Note:

The basis for this task is an AIR-OPS requirement that only applies to commercial operation. Commercial operation is not possible before the operational certification of the affected aircraft (AC).

That's why, the initial task accomplishment for newly phased-in AC may be postponed until entry into service but shall be accomplished before the first revenue flight.

This regulation ensures that all loose and emergency equipment is on board correctly installed at the beginning of commercial operation of the AC.

ATTENTION:

This repetitive inspection covers MS Task 25.60.CLH.0005 which can't get deferred.

References:

For maintenance use, please refer to OMB-10 Chapter 10.1.11 LOCATION OF EMERGENCY EQUIPMENT (LAYOUT) AND SAFETY & EMERGENCY EQUIPMENT CHECKLIST (EEC) latest Rev.

2. Effectivity:

MSN	AC Reg.	Operator
11150	D-AIJH	Lufthansa City Airlines (LHX)
11238	D-AIJI	Lufthansa City Airlines (LHX)
11299	D-AIJJ	Lufthansa City Airlines (LHX)
11569	D-AIJM	Lufthansa City Airlines (LHX)
11672	D-AIJN	Lufthansa City Airlines (LHX)
12540	D-AIJP	Lufthansa City Airlines (LHX)
12586	D-AIJQ	Lufthansa City Airlines (LHX)
12656	D-AIJR	Lufthansa City Airlines (LHX)
12719	D-AIIA	Lufthansa City Airlines (LHX)
12778	D-AIIB	Lufthansa City Airlines (LHX)
12792	D-AIIC	Lufthansa City Airlines (LHX)
12818	D-AIID	Lufthansa City Airlines (LHX)
13208	D-AIIE	Lufthansa City Airlines (LHX)
Tbd	D-AIIF	Lufthansa City Airlines (LHX)

Additional Accomplishment Instructions

A-25-032

Rev. No.: 08

Date: 24.11.2025

3. Accomplishment:

Please check the loose and emergency equipment acc. to the following checklist.

3.1. General

ITEM	EACH	ACTION
Flashlights	7	<ul style="list-style-type: none"> Check for presence Check batteries / function
Oxygen Panel (PSU)	60	<ul style="list-style-type: none"> Check for condition Check door retainers to be flush
Safety Cards PN: SC-320N-LHCITY-002	180	<ul style="list-style-type: none"> Check for presence at each single seat If worn, please exchange
Overwing Exit Briefing Cards PN: PSP-A32F-LHCITY-001	12	<ul style="list-style-type: none"> Check for presence at Overwing Exit Seats If worn, please exchange
Quick Reference Handbooks (QRHs) PN: QRH-A32F-LHCITY-002	4	<ul style="list-style-type: none"> Check for presence (2ea in front of CA1 and 2EA under CA3) If worn, please exchange
Life Vest Pouch Seals PN: 631-0120	360	<ul style="list-style-type: none"> Check for presence Check for sealing condition and replace if necessary

3.2. Flight Deck

ITEM	EACH	ACTION
Observer Head Sets	1	<ul style="list-style-type: none"> Check for presence
TLB	1	<ul style="list-style-type: none"> Check TLB for expired or unapproved documents and discard if required
SDO Folder (Structure Damage Overview)	1	<ul style="list-style-type: none"> Check if SDO Folder is available in cockpit wardrobe behind CM1.


Additional Accomplishment Instructions

A-25-032

Rev. No.: 08

Date: 24.11.2025

3.3. Cabin

GALLEY 13, STOWAGE COMP. 01		
ITEM	EACH	ACTION
First Aid Kit <u>Orange seal:</u> 	1	<ul style="list-style-type: none"> Check for presence Check if seal is broken Check expiry date → if expiry date is within the next 4 weeks, replace the kit <p>Attention:</p> <p>If the First Aid Kit is orange sealed, it can remain on board (do not change!) but if the First Aid Kit is yellow sealed, please replace it.</p> <p>Source: First Aid Manual (FAM) Kapitel 7, OM-B 10.1.7</p>

GALLEY 13, STOWAGE COMP. 02		
ITEM	EACH	ACTION
Demo Kit	1	<ul style="list-style-type: none"> Check for presence
Spares: - Safety cards PN: SC-320N-LHCITY-002 - Overwing Exit Briefing Cards PN: PSP-A32F-LHCITY-001	10 10	<ul style="list-style-type: none"> Check for presence If some cards are missing, please increase number to ten in total
Megaphone	1	<ul style="list-style-type: none"> Check for presence Check batteries / function


OVERHEAD COMPARTMENT 5ABC		
ITEM	EACH	ACTION
Portable oxygen Bottle	2	<ul style="list-style-type: none"> Check for presence Check pressure indicator If pressure is below 1600 psi à please replace the bottle or open DD and transfer for 10 days. Attention: Turn the pressure gauge indication plate always aside that direct reading by crew is given

Additional Accomplishment Instructions

A-25-032

Rev. No.: 08

Date: 24.11.2025


CENTER CEILING STOWAGE (CCS)		
ITEM	EACH	ACTION
Doctors Kit <u>Yellow seal:</u> 	1	<ul style="list-style-type: none">• Check for presence• Check if seal is broken• Check expiry date → if expiry date is within the next 4 weeks, replace the kit Attention: If the Doctor's Kit is in used condition (yellow sealed), please replace the kit immediately. Please check if TLB Entry was made.
Wheelchair	1	<ul style="list-style-type: none">• Check for presence

Additional Accomplishment Instructions

A-25-032

Rev. No.: 08

Date: 24.11.2025

SECOND TO LAST / LAST OVERHEAD COMPART. L/H SIDE		
ITEM	EACH	ACTION
Megaphone	1	<ul style="list-style-type: none"> Check for presence Check batteries / function
First Aid Kit <u>Orange seal:</u> 	1	<ul style="list-style-type: none"> Check for presence Check if seal is broken Check expiry date → if expiry date is within the next 4 weeks, replace the kit <p>Attention:</p> <p>If the First Aid Kit is orange sealed, it can remain on board (do not change!) but if the First Aid Kit is yellow sealed, please replace it.</p> <p>Source: First Aid Manual (FAM) Kapitel 7, OM-B 10.1.7</p>
Demo Kit	2	<ul style="list-style-type: none"> Check for presence
Defibrillator	1	<ul style="list-style-type: none"> Check for presence
Portable Oxygen Bottles	3	<ul style="list-style-type: none"> Check for presence Check pressure indicator If pressure is below 1600 psi → please replace the bottle or open DD and transfer for 10 days. Attention: Turn the pressure gauge indication plate always aside that direct reading by crew is given

LAVATORY (FWD & AFT)		
ITEM	EACH	ACTION
Waste Bin Fire Extinguisher	3 (in total)	<ul style="list-style-type: none"> Check for presence Check of pressure gauge (needle is in green area)

Additional Accomplishment Instructions

A-25-032

Rev. No.: 08

Date: 24.11.2025

3.4. A320-271N Cabin Layout

